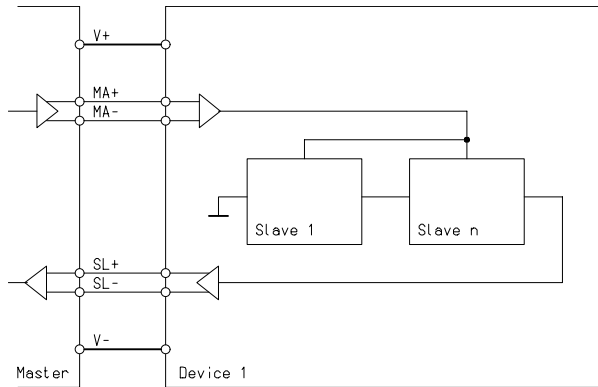
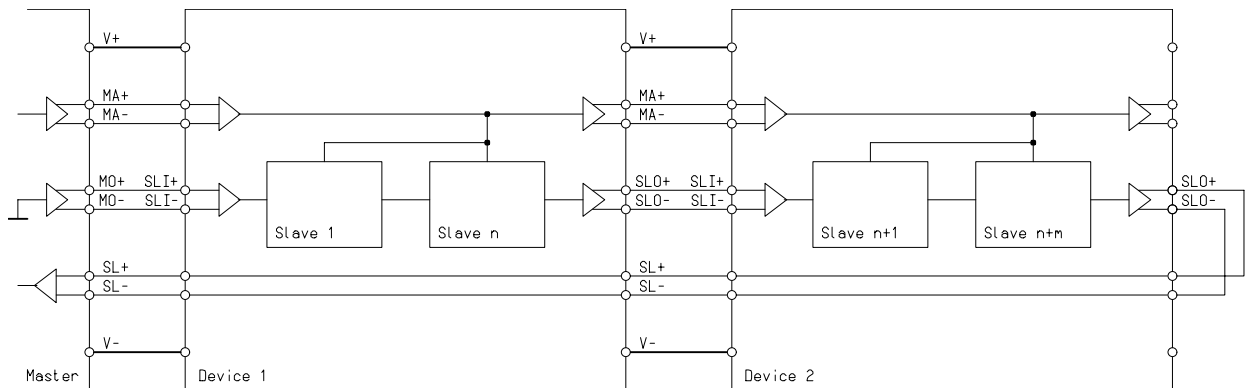


Recommended Network Configurations

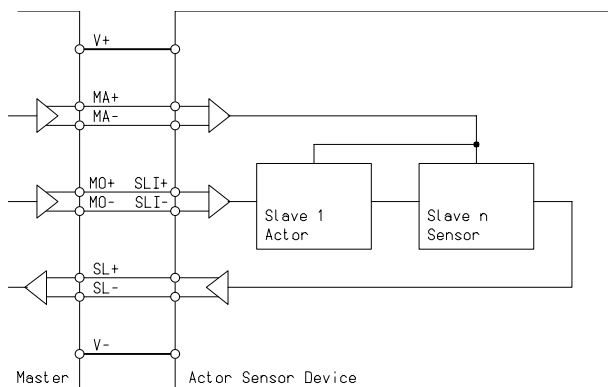
1. Position encoder (one or more slaves per device)



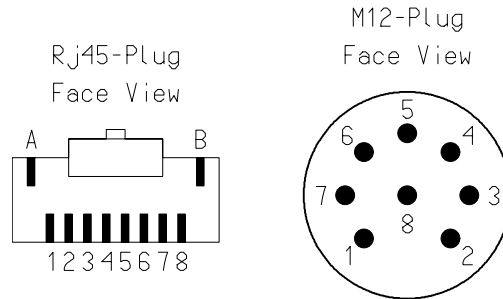
2. Position encoding at several axes (several devices connected to a bus line)



3. Drive control (actor and sensor slaves build up one device)



Recommended Interface Plug Configurations



<i>BiSS</i> line signals			Rj45	M12
Master	Slave IN	Slave OUT		
V+	V+	V+	7, A	1
V-	V-	V-	8, B	2
MA+	MA+	MA+	3	6
MA-	MA-	MA-	6	4
SL+	SL+	SL+	1	5
SL-	SL-	SL-	2	8
MO+	SLI+	SLO+	4	3
MO-	SLI-	SLO-	5	7

Please refer to Yamaichi at <http://www.y-con.de> for details on YconRj45 plugs featuring separate power supply lines and class IP67.